

# ECOTB865

## Tri-sector Camouflage Antenna

### 1L 2M OH



#### GENERAL INFORMATION

<b>Type No.</b>	<b>ECOTB865</b>
-----------------	-----------------

#### Short Description

Passive Tri-sector antenna enclosure composed by 3x (Ericsson) 80010865 panel antennas and electrically adapted to a cylindrical enclosure for camouflage on urban Landscape.

<b>Frequency Range</b>	698-960/ 2x1710-2690Mhz
<b>Antenna Profile</b>	1L2H
<b>Passive Antenna Reference</b>	3x 80010865 (Ericsson)
<b>N° Ports</b>	18x 7/16
<b>Length incl. Service Area</b>	2350mm
<b>Diameter</b>	656mm
<b>Weight</b>	205kgs
<b>Shipping dimensions</b>	1x Wooden box 3210x 800x 910mm
<b>Shipping weight</b>	345Kg
<b>Colour</b>	RAL 7042 (light grey)
<b>Variable Azimuth</b>	±10° per sector
<b>Nominal sector separation</b>	0°/120°/240°
<b>Total Windload</b>	1312N at 150km/h
<b>Max Windspeed</b>	165km/h
<b>Radome material</b>	Fiberglass (Passive)
<b>Structure material</b>	Galvanized Steel



# ECOTB865 Tri-sector Camouflage Antenna 1L 2M OH



## TECHNICAL INFORMATION

Type No.	ECOTB865	
----------	----------	--

R1	Y1	Y2
698-960	1710-2690	1710-2690

	R1
Frequency Range (Mhz)	698-960
Gain at Mid Tilt (dBi)	15.8±0.6
Azimuth Beamwidth (°)	67±3
Elevation Beawidth (°)	10.5±1.5
Electrical Downtilt (°)	2.0-12.0°
Isolation (dB)	>25
Passive Intermodulation (dBc)	<-153 (2x 43dBm carrier)
VSWR	<1.5

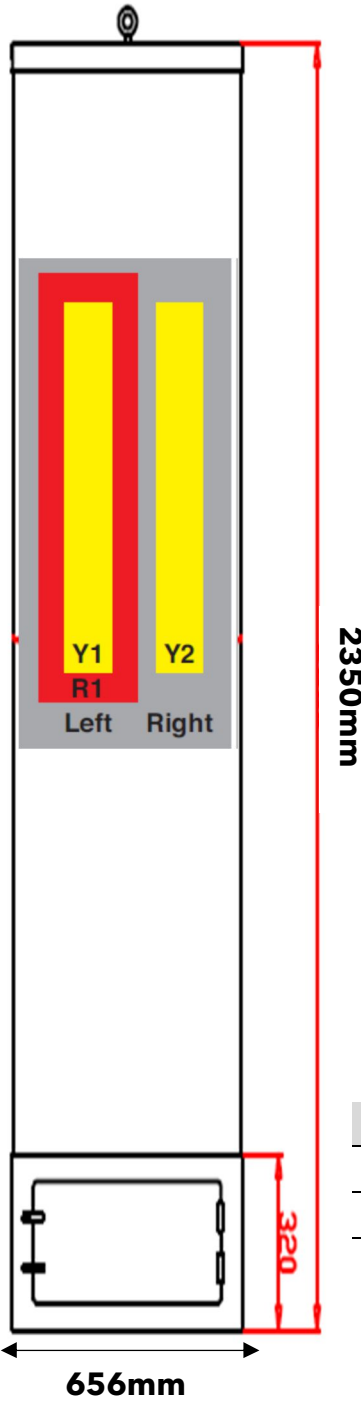
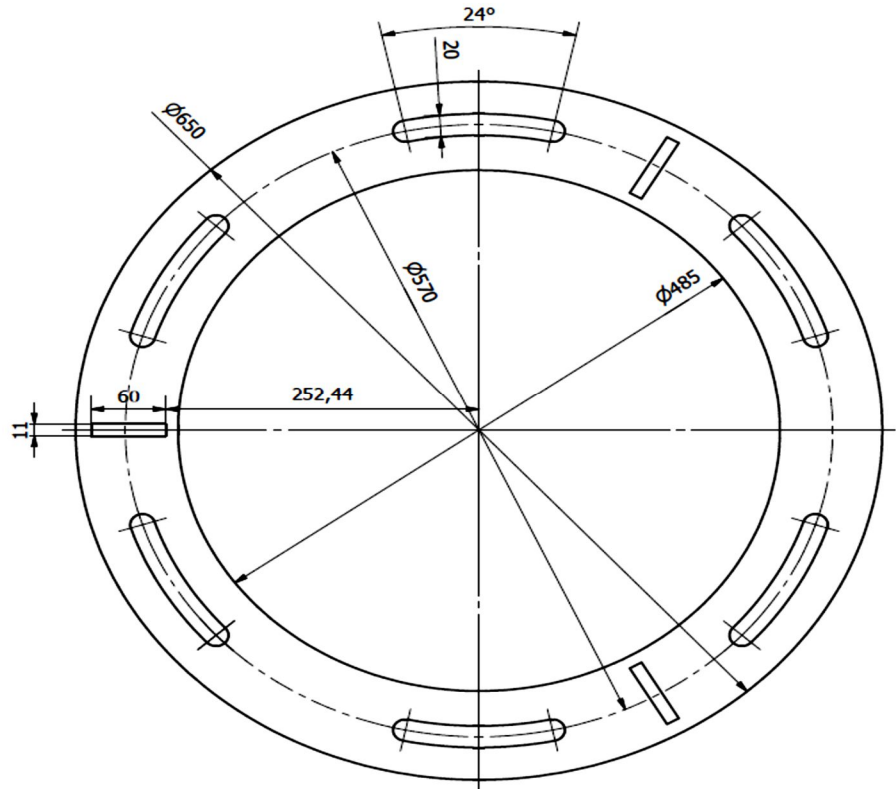
	Y1	Y2
Frequency Range (Mhz)	1710-2690	1710-2690
Gain at Mid Tilt (dBi)	18.0±1.0	18.0±1.0
Azimuth Beamwidth (°)	62±4	62±4
Elevation Beawidth (°)	10.3±0.9	10.3±0.9
Electrical Downtilt (°)	2-12°	
Isolation (dB)	>25	
Passive Intermodulation (dBc)	<-153 (2x 43dBm carrier)	
VSWR	<1.5	

# ECOTB865 Tri-sector Camouflage Antenna 1L 2M OH



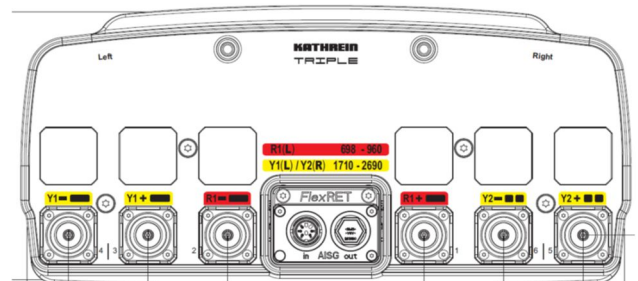
## GENERAL TECHNICAL INFORMATION

Detail of Passive Antenna bottom Flange



Correlation table and layout

Frequency range	Array
698-960 Mhz	R1
1710-2690 Mhz	Y1
1710-2690 Mhz	Y2



# ECOTB865

## Tri-sector Camouflage Antenna

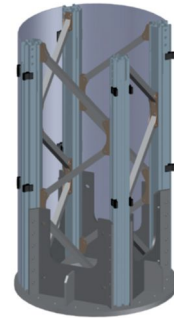
### 1L 2M OH

#### MAST POLE ACCESSORIES

#### ECOBS64-100

ECOBS64-100 is a Mast Pole Base Module to increase the height of the Antenna system by 1 meter. ECOCAP64 may be installed on top it to mount the antenna system directly and ECOGPx or ECOBPx can be also installed below to fit the complete solution on the anchoring.


Base	
Type No	ECOBS64-100
Diameter	640 mm
Height	1000 mm
Weight approx.	60 kg
Material	6082T6 + Galvanised steel



#### ECOMP64-X00

ECOMP64-X00 is a Mast Pole Extension Module to increase the height of the Antenna system by 1 or 2 meters. This module extension is an intermediate module between ECOCAP64 and ECOBS64-100


Mast Pole Extensions		
Type No	ECOMP64-100	ECOMP64-200
Diameter	640 mm	
Height	1000 mm	2000 mm
Weight approx.	30 kg	60 kg
Material	6082T6	



#### ECOCAP64

ECOCAP64 is an interface to place the antenna at the end of the mast pole. It can be easily installed over ECOBS64-100 or ECOMP64-X00

Mast - Antenna Interface adaptor	
Type No	ECOCAP64
Diameter	640 mm
Height	115 mm
Weight approx.	10 kg
Material	6082T6



**MAXIMAL POLE LENGTH = 5 meters (without antenna)**

# ECOTB865 Tri-sector Camouflage Antenna 1L 2M OH

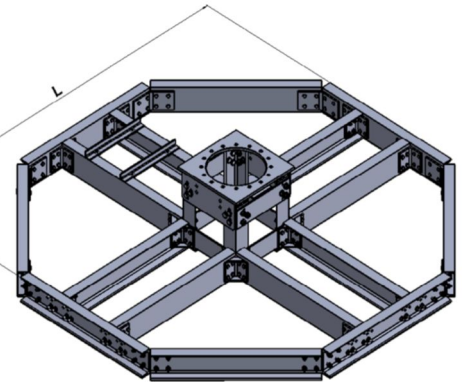


## ANCHORING SOLUTIONS

### ECOBPX

ECOBPX consists on a modular supplied bedplate that allows the anchoring of the complete solution on rooftop. Depending weight and length, we provide 3 different sizes (S,M,L). ECOBS64-100 shall be mounted on top of it.

Bedplate			
Type No	ECOBPS	ECOBPM	ECOBPL
Dimension (mm)	2540x500x2540	3330x500x3330	3854x500x3854
Height (mm)	500	500	500
Weight (kg)	460	564	644
Material	Galvanized steel	Galvanized steel	Galvanized steel

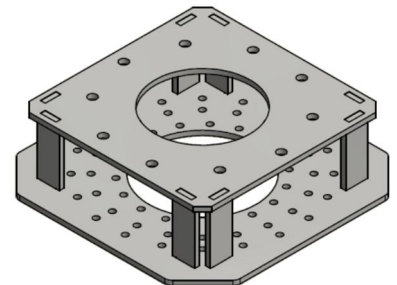


(In order to calculate the appropriate size please keep in contact with your regional sales contact)

### ECOGP55-64

ECOGP55-64 consists on a pedestal to be mounted on concrete over the rooftop. ECOBS64-100 shall be mounted on top of it.

Ground Pedestal	
Type No	ECOGP55-64
Dimension (mm)	700x500x700
Height (mm)	500
Weight (kg)	85
Material	Galvanized steel



# ECOTB865

## Tri-sector Camouflage Antenna

### 1L 2M OH

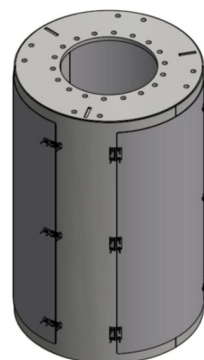


#### ACCESSORIES

#### ECOSA64-100

Service Area Module to hide devices. This module is compatible with anchoring solutions ECOBPX and ECOGP55-64 but not with Mast Pole solutions ECOBS64-100 and ECOMP64-X00. It also provides 1m additional height.

Service Area	
Type No	ECOSA64-100
Dimension (mm)	640
Height (mm)	1000
Weight (kg)	74
Material	Galvanized steel



#### ECOPOLE15

Standard fixing Pole to place RRH fixed on the ECOBPX

RRH Pole	
Type No	ECOPOLE15
Dimension (mm)	80
Height (mm)	1500
Weight (kg)	15
Material	Galvanized steel



#### ECOMW

Slim Pole to fix Microwave on ECOMP64-X00.

ECOMW	
Type No	ECOMW
Dimension (mm)	114
Height (mm)	500
Weight (kg)	5
Material	Galvanized steel

